

Lincoln County Land Services
Building Division

509-725-7911
building@co.lincoln.wa.us

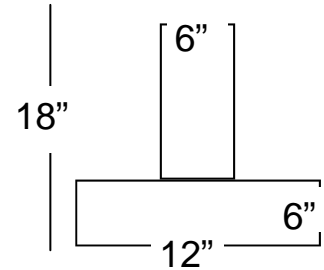


Foundation Requirements—Stick-frame minimum requirements for all non-engineered buildings.

Single-Story Garages and Outbuildings

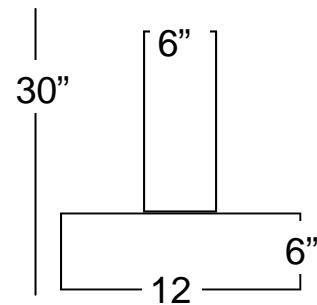
12" W x 6" D footings
18" frost depth protection
6" wide foundation wall
1/2" rebar

*In the event of a monolithic pour, only one continuous footing rebar is required. See below.



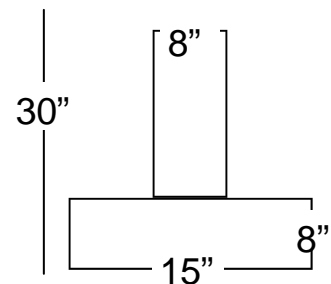
Single-Story Residences

12" W x 6" D footings
30" frost depth protection
6" wide foundation wall
1/2" rebar



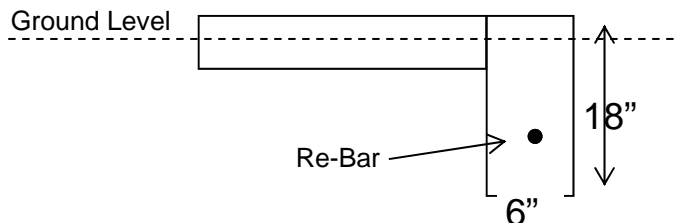
Two-Story Residences & Buildings

15" W x 8" D footings
30" frost depth protection
8" wide foundation wall
1/2" rebar



Monolithic Slabs for Garages & Outbuildings

A minimum of one continuous 1/2" (#4) rebar is required in the deepened footing.
18" frost depth protection.



1/2" rebar minimum requirements for non-engineered buildings.:

Two bars continuous in footings. Horizontal continuous bars are to be within 12" of top and bottom of foundation wall and no more than 24" O.C. on all other horizontal bars. Vertical rebar in foundation walls to be in all corners and ends and no more than 48" O.C on all vertical bars.